



6000MC is a perfect solution for cove, cornice and architectural lighting. It can be cut and reconnected every 1.2in (30mm) pitch and comes with an easy terminal type connection allowing simple installation.

Features

- Pre-installed power wire for easy installation
- Cut and reconnect every 30mm pitch
- Terminal type connectors
- Adjustable mounting bracket which allows adjustable tilting angle from 0-60°

Benefits

- Easy connection with minimum tools
- High brightness continuous linear light for traditional T5 tube replacement
- Simple accessories to fulfill different application needs
- An ideal solution for cove, cornice and architectural lighting



CABLED SERIES

Specifications

Product Name	6000MC LED Strip			
Model	C6K-XX-27E30BT	C6K-XX-30E30BT	C6K-XX-40E30BT	C6K-XX-65E30BT
Part No.	2080273012	2080303012	2080403012	2080653012
Color	Warm White	Bright White	Natural White	Daylight
Color Temp (CCT)	2700K	3000K	4000K	6500K
Color Rendering Index (CRI)	80Ra			
Input Voltage	24V DC			
Rated Current	12mA per segment			
Lumen Output (per meter)	900lm		1000lm	
Total Power (per meter)	9.6W			
Lumen Efficacy	94 lm/W		104 lm/W	
Radiation Angle	110°			
Min. Bending Radius	60mm			
Max. Connection Length	7m			
Life Span	35,000hrs			
Operating Temperature	-20°C ~ +50°C			
Storage Temperature	-25°C ~ +60°C			
Max. Loading Force	6kg			
Flammability	Flame retardant			
Application	Indoor / Outdoor			
IP Rating	IP20 / IP65 / Max.IP68			
Dimmable	Yes (1-10V)			
RoHS	Yes			

Mechanical

Dimension	12mm(W) x 5.5mm(H)
Segment Cut Length	30mm
Number of LEDs	2 LEDs per Segment
LED Pitch	30mm
Weight (per ft / per m)	100 g/m

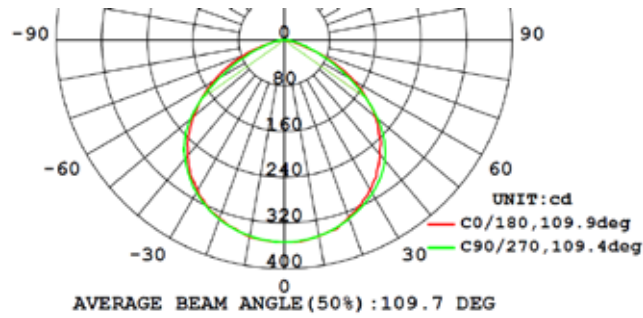
Material

Housing	UV / IR Protected, RoHS Compliant
Housing Color	White

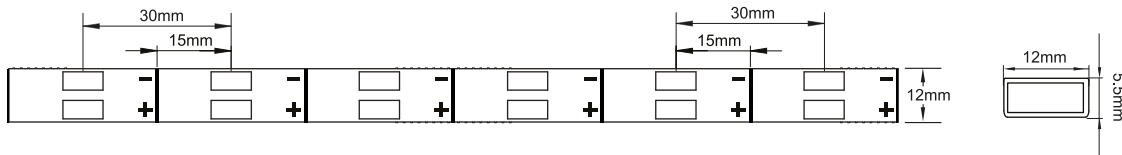


- Applications
- Cove lighting
 - Under cabinet
 - Task lighting

Luminous Intensity Distribution Diagram



Actual product picture and dimensions



24V DC	9.6W per meter	Operating Temp -20°C ~ 50°C				up to 35,000 hours	RoHS		CE	UL	ErP	IP20	IP65	IP68
												Indoor	Outdoor	Underwater (Pre-mold custom made)



Accessories For 6000MC



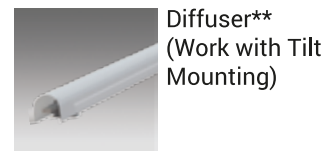

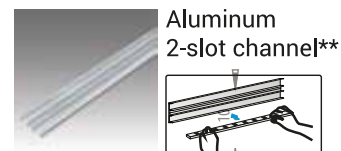
Bonding, linking, extending and adapting are the principal functions of the wide series of accessories which enhance the versatility of **CABLED®**.

Light Engine

Connectors



Mountings



** Length of 1m (39 in)

CABLED® SERIES