



6000MC is a perfect solution for cove, cornice and architectural lighting. It can be cut and reconnected every 30mm pitch and comes with an easy terminal type connection allowing simple installation.

Features

- Terminal type connection for easy installation
- Cut and reconnect every 30mm pitch
- Adjustable mounting bracket which allows adjustable tilting angle from 0-60°

Benefits

- Easy connection with minimum tools
- High brightness continuous linear light for traditional T5tube replacement
- Simple accessories to fulfill different application needs
- An ideal solution for cove, cornice and architectural lighting



* Premold custom-made IP68 version is available.

CABLED SERIES

Specifications

Product Name	6000MC LED Strip			
Color	Warm White	Bright White	Natural White	Daylight
Color Temp (CCT)	2700K	3000K	4000K	6500K
Color Rendering Index (CRI)	80 Ra			
Input Voltage	24V DC			
Rated Current (per meter)	400mA per meter / 12mA per 1 segment=30mm			
Lumen Output (per meter)	900 lm		1000 lm	
Total Power (per meter)	9.6W per meter / 0.28W per 1 segment=30mm			
Lumen Efficacy	94 lm/W		104 lm/W	
Radiation Angle	110°			
Min. Bending Radius	100mm			
Max. Connection Length	7m			
Life Span	35,000 hrs			
Operating Temperature	-20°C ~ +50°C			
Storage Temperature	-25°C ~ +60°C			
Max. Loading Force	6kg			
Flammability	Flame retardant			
Application	Indoor / Outdoor			
IP Rating	IP20 / IP65 / Max.IP68 (1 meter)			
Dimmable	Yes			
RoHS	Yes			

Mechanical

Dimension	12mm(W) x 5.5mm(H)
Segment Cut Length	30mm
Number of LEDs	2 LEDs per Segment
LED Pitch	30mm
Weight	100 g/m

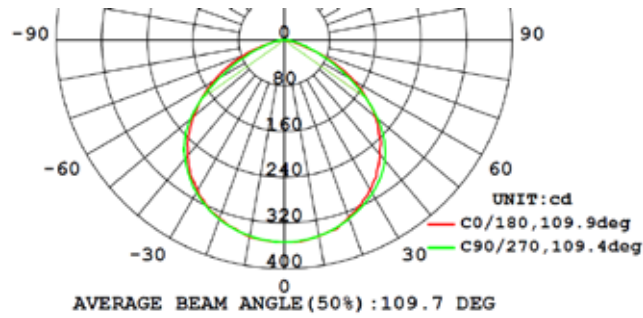
Material

Housing	UV / IR Protected TPU, RoHS Compliant
Housing Color	White

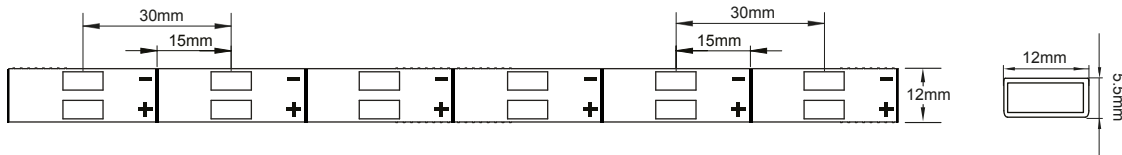


- Applications
- DIY
 - Under cabinet
 - Task lighting

Luminous Intensity Distribution Diagram



Actual product picture and dimensions



24V DC	9.6W per meter	Operating Temp -20°C - 50°C				up to 35,000 hours	RoHS		CE	UL	ErP	IP20 Indoor	IP65 Outdoor	IP68 Underwater (Pre-mold custom made)
--------	----------------	-----------------------------	--	--	--	--------------------	------	--	----	----	-----	----------------	-----------------	--

CABLED® SERIES



Accessories For 6000MC



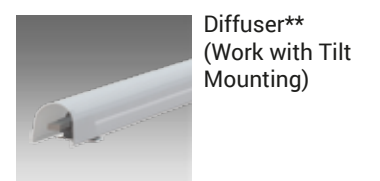

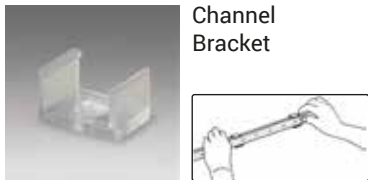
Light Engine

Bonding, linking, extending and adapting are the principal functions of the wide series of accessories which enhance the versatility of **CABLED®**.

Connectors



Mountings



** Length of 1m (39 in)

CABLED® SERIES